

# Instruction for F-833 vibration grease machine





















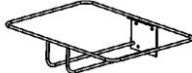
## Preface

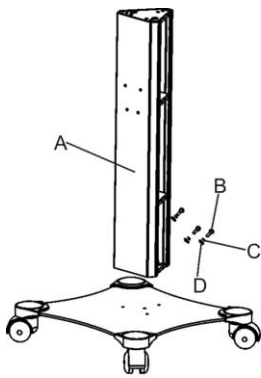
F-833 vibration grease machine is the best choice for the customer who wants to lose weight; it is also indispensable in medical rehabilitation field; and F-833 vibration grease machine is better than that of traditional hand massage when help to lose weight. The design of this instrument is light and convenient to move, no matter in large or small occasion, you can use it when you want.

## Function

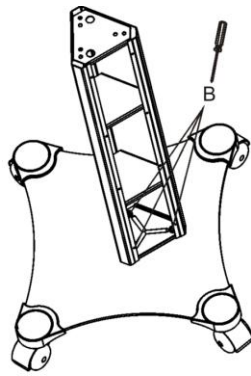
1. The vibration can reach deep fat and muscle fiber, so it can help to lose weight and anti-wrinkle vibration fat professionally.
2. It can vibrate in high speed to lose weight, while other ways can not reach that level.
3. It helps to promote the blood circulation and eliminate fatigue.
4. It does exercises on your muscle passively.

## Installation

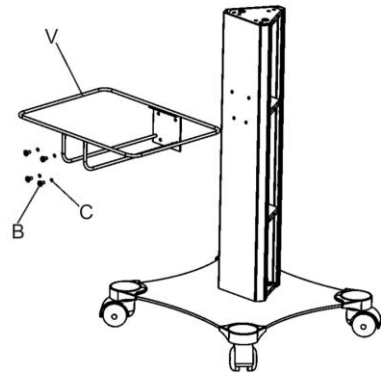
A	Column		1	L	Spring shim(04)		3
B	Screw(M5×16)		10	N	Accessories-3		1
C	Spring shim(05)		6	O	Accessories-4		1
D	Gasket(05)		6				
E	Accessories-1		1	P	Wedge		1
F	Mainframe		1	Q	Accessories-5		1
G	Shim		1	R	Accessories-6		1
H	Backboard		1	S	Accessories-7		1
I	Screw(M3×6)		10	T	Accessories-8		1
J	Accessories-2		1	U	Accessories-9		1
K	Screw(M4×12)		3	V	Accessories-10		1



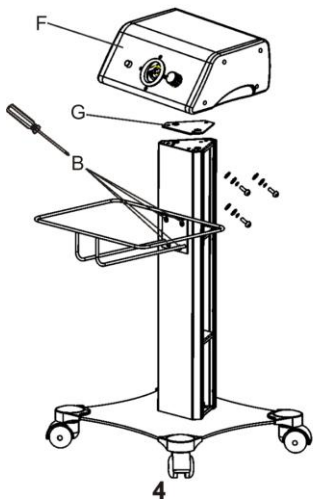
1



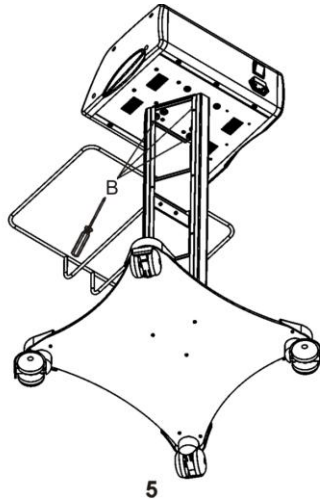
2



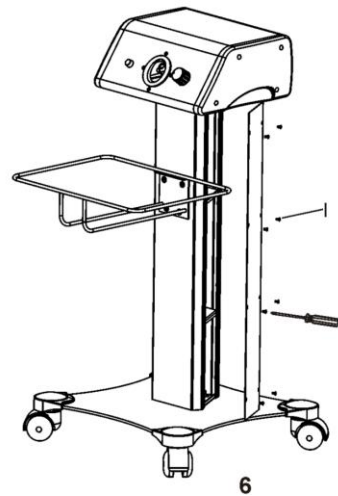
3



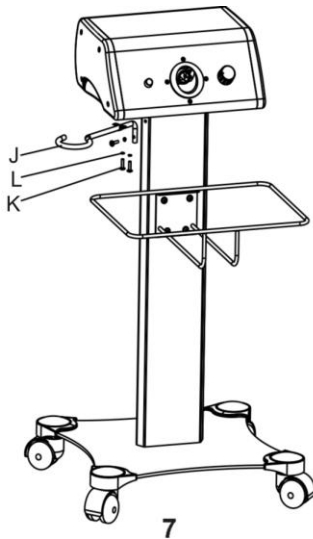
4



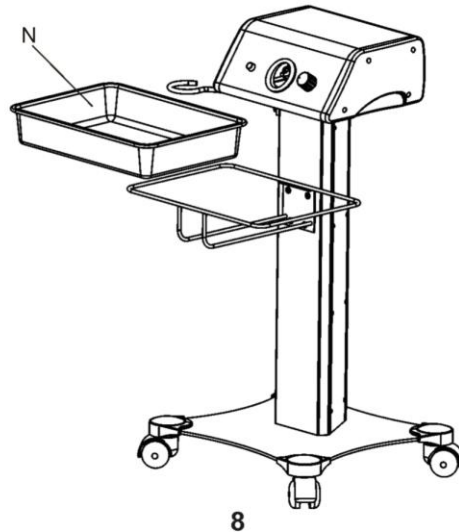
5



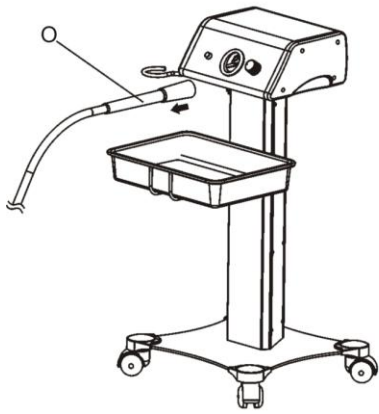
6



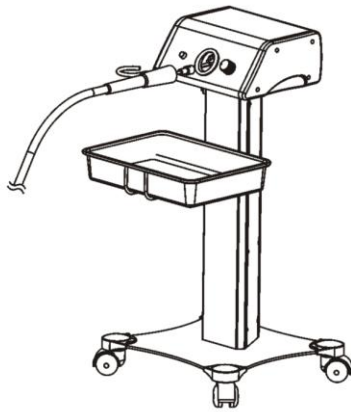
7



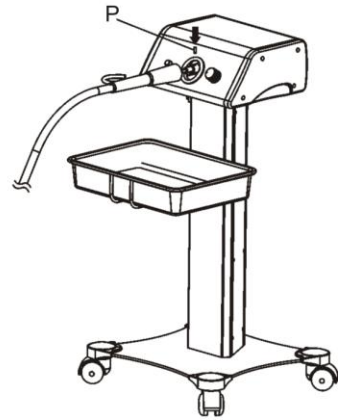
8



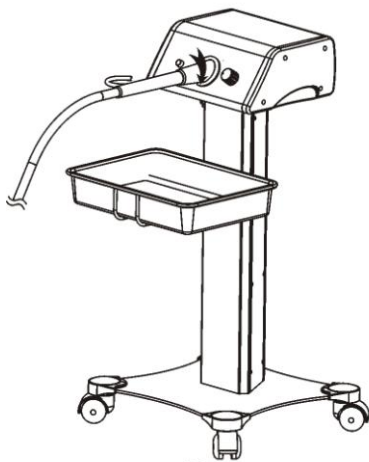
9



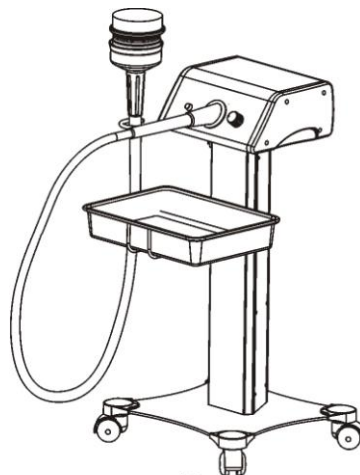
10



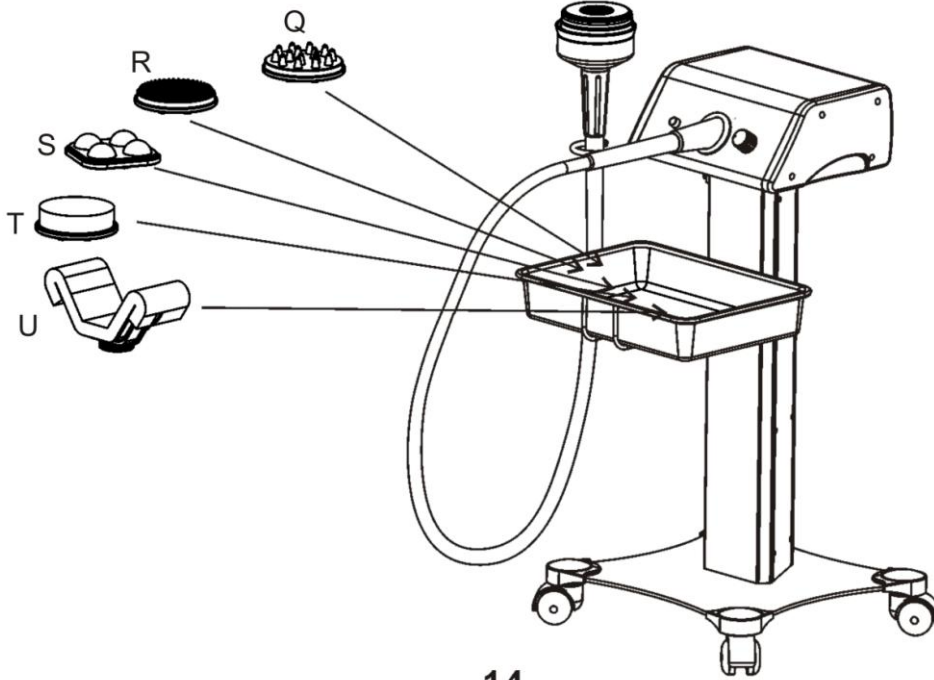
11



12



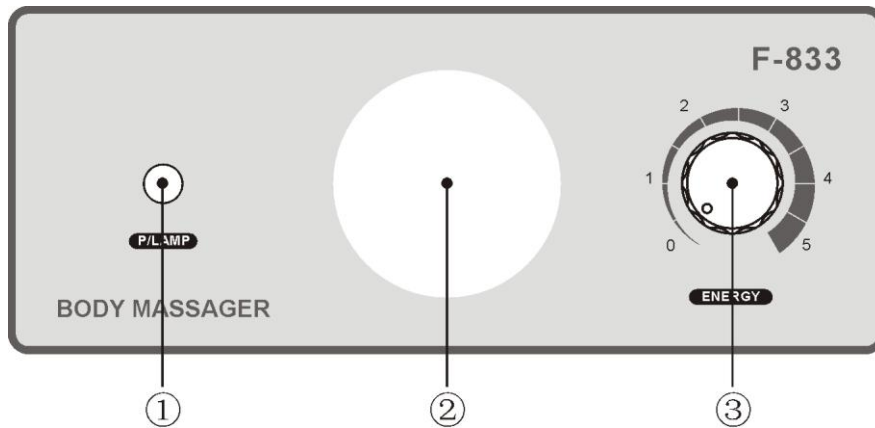
13



14

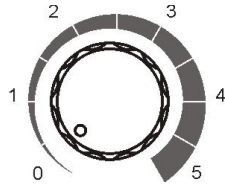
# Instruction

## Panel



- ① Power light
- ② Output port
- ③ Speed regulator

### option of revolving speed



- 1、 First gear is used for small body part, such as knuckle, neck, sole of feet.
- 2、 Second is used for pushing grease and removing wrinkle.
- 3、 Third to Fifth gears are used for doing massage and relaxing your muscle, those three gears can adapt gear by themselves according to the way that the massager apply on.


### option of massage probe



Thick massage probe stimulate muscle, just like the massager use his finger to do massage on your body, it can help to alleviating pain, remove fatigue, relax your muscle and hard fat. It can do massage on the fat and create heating when the speed turn to 3-5, that is the way to lose weight.



Thin massage probe is mainly helpfully used on rough skin, wrinkles and soft fat; it can lose fat through doing massage on the skin and fiber bonding organization. We suggest to use the probe under the lower gear 2-3.




Square massage probe is mainly used on the larger part of body, such as on your back, it helpful does massage on the body where is lack of exercise. It can prevent your muscle from fatigue and hardening, and also can keep joint flexibility, make your body more soft, consume the fat to lose wight.



body)

It can be applied on all acupuncture points of your body, covers every parts of your body, palm and soles of feet. We suggest to use 1 gear when you want to do massage on the acupuncture points(it is better to wrap the probe before applying on your



It is mainly applied on the arms,neck,side,thigh; when doing massage,it can effectively relieve muscle tension and fatigue. We suggest to use 3-5 gear under that conditions(it is better to wrap the probe before applying on your body)

### **Usage**

This instrument can be applied on massage center, beauty salon, medical treatment units.

### **Notice**

1. You can not hook or place the massage probe on ground after starting the host machine. When using the machine, the operator must hold the handle of massage probe.
2. You cannot replace or remove the massage probe.
3. When using the machine, please pay attention to the range of operation, and do not pull the soft tube over excessively.
4. The soft tube cannot be bended excessively, for example, the camber cannot over  $100^{\circ}$  ,when holding part cannot be less than  $150^{\circ}$  .
5. You can not apply lubricant oil on axis and motor.
6. Host machine and massage probe cannot be demounted or replace or repair; when the machine is under abnormal conditions, please turn to your distributor for help or ask the professional engineer to repair, you cannot open the machine or repair it by yourself.
7. Please follow up the instruction from doctor when you get ill.
8. Please do not use the machine with the power supply and plug damaged, or collided, or got rain, instead you should send the machine back to the service centre to get examination or maintenance.
9. It is not allowed using machine under the damp environment, such as bathroom , etc.